



MOBILE LED VIDEO WALLS

## 15' x 8' Mobile LED Video Walls


### SHORE POWER ELECTRICAL SERVICE

Shore power electrical service must be configured for 4-wire 125/250 Volt 30 Amp outlet. (L1 + L2 + N + G) Properly connected Neutral and Ground wires are REQUIRED.


The following receptacle configurations are supported. Contact us for more options.




IEC 60309 Pin and Sleeve  
430R12W – Orange  
125/250V 30A 4 Wire



Dryer Plug Type  
NEMA 14-30R  
125/250V 30A 4 Wire



Twist-Lock  
NEMA L14-30R  
125/250V 30A 4 Wire



RV/Stove Plug Type  
NEMA 14-50R  
125/250V 50A 4 Wire